

Why use AllPeople ?

(First pilot)



Flashez → APP



Context-sensitive help is always available by clicking on the owl

The tool to carry the digital legacy

Sharing a little of yourself with others

Bequeath something **other than values and stones**

Passing on a **message** you feel is important

Contribute, for your loved ones and beyond

Because you want to keep a **trace of your family history**

Because you want easy access to your **photo albums**

Just to say something to others

Secure, permanent access to the memory of humanity

Understand your family and loved ones

Rediscover your origins, your friends, your history

Understand others around you

Navigate your memory as if you were **walking through a park**

Find subjects, stories, original experiences

Search for people and their stories

Search for original or special subjects



Flashez → APP

Quick instructions for the AllPeople application

(First pilot)



Context-sensitive help is always available by clicking on the owl

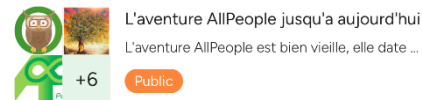
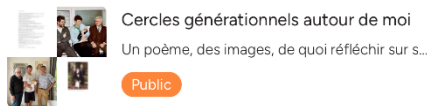
Flash it → APP



Navigate what others have shared for you and for everyone else:




- Go to www.allpeople.app to access what is shared for ALL.
- **Register** (it's free) for an AllPeople account and access to what's shared with YOU.
- Go to the NAVIGATION section and choose the list or table view (2 dimensions).



Share your experiences based on digital media:



- Be registered (have an account in your name on the AllPeople application).
- **If you subscribe**, you'll also be able to share with people of your choice (private mode, which allows you to create access lists).
- Go to the sharing area, **in the Media section**, and prepare the media you wish to share (all kinds of media, text, sound, images (photos), videos, under 100MB each).
- Then go to the sharing area, **in the Experiments section**, and assemble the media you've just prepared in experiments.
- You can choose not to publish them for the time being (**PERSONAL**), to publish them to everyone (**PUBLIC**), or to publish them to certain people (**PRIVATE**), using your access lists (you'll need to subscribe for this).




Le tableau AllPeople 2021




Présentation AllPeople d...



Un poème sur les cercle...



AP J-3 Le premier compte AllPe...



L'aventure AllPeople jus...

Help others navigate or share:



- Be registered (have an account in your name on the AllPeople application).
- Have ticked the **"Helper"** box in your profile.
- That the person you wish to help has chosen you in the application and designated you as "Helper".
- Then, in the "People I help" section, select the photo of the person I want to help.



I use my account



I'm helping

Other things too:



Subscription status

Active

Until

28/07/2024



Registration requests Reported



Manage sharing lists Family Rotelets